



2019 Survey of PA Sentiment on Legislative Redistricting

RESEARCH HIGHLIGHTS

THE BACKGROUND

First-of-its-kind information reveals the attitudes behind Pennsylvania voters' overwhelming support for redistricting reform. Pennsylvania voters are clear that the current redistricting process is designed to maximize party influence, minimize accountability and reduce competition. **Sixty-seven percent (67%) of voters support an independent commission to draw state and federal districts, including majorities of Democrats (66%), Independents (78%), and Republicans (63%)** along with support across all demographic groups and the state's diverse geographic regions.

Today, congressional and state legislative voting districts are redrawn every 10 years following the census and based on changes to the state's population. In the current process, state legislative districts are drawn by four state legislators and a fifth commissioner chosen by those four, or, if they can't agree, by a majority of the PA Supreme Court. Congressional districts are passed as a bill by the General Assembly and approved or vetoed by the governor.

THE SURVEY

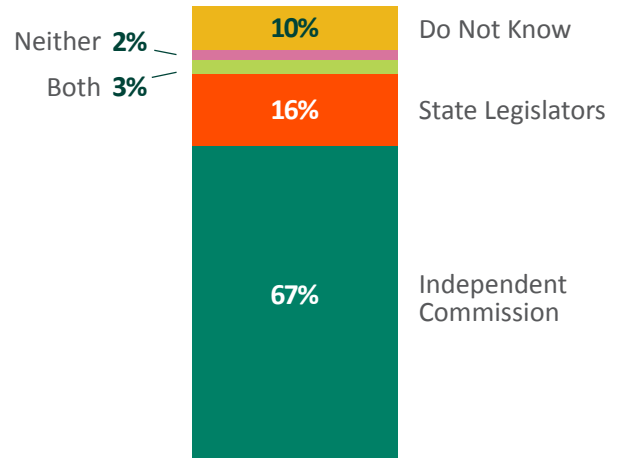
In September 2019, the Center for Opinion Research at Franklin & Marshall College conducted a statewide survey* of registered voters on the topic of government reform, with an emphasis on redistricting reform. The survey was sponsored by the League of Women Voters of Pennsylvania Citizens Education Fund and Fair Districts PA (FDPA), a nonpartisan, statewide coalition of volunteers from all walks of life and political stripes. FDPA seeks a redistricting process that is transparent, impartial and fair — one that benefits all PA citizens. This summary provides an overview of the key findings from the research.

*Methodology: The survey was designed and administered by staff at the Center for Opinion Research at Franklin & Marshall College. 901 phone interviews were conducted from August 20 to September 10, 2019. The research was sponsored by Fair Districts PA and the League of Women Voters of Pennsylvania Citizens Education Fund. The full report, along with more detailed methodology, is available at FairDistrictsPA.com.

67% of Pennsylvania-registered voters support an independent commission to draw state legislative districts.

REDISTRICTING PREFERENCES, PA-REGISTERED VOTERS

State legislative districts are currently re-drawn every 10 years based on changes to the state’s population. New legislative districts are re-drawn by state legislators and the state supreme court. Do you think state legislative districts should be created by an independent commission or do you think these districts should continue to be drawn by state legislators?



A call for change cuts across geographic regions and party lines including majorities of Democrats (66%), Independents (78%), and Republicans (63%).

REDISTRICTING PREFERENCES, PA-REGISTERED VOTERS

Do you think state legislative districts should be created by an independent commission or do you think these districts should continue to be drawn by state legislators?

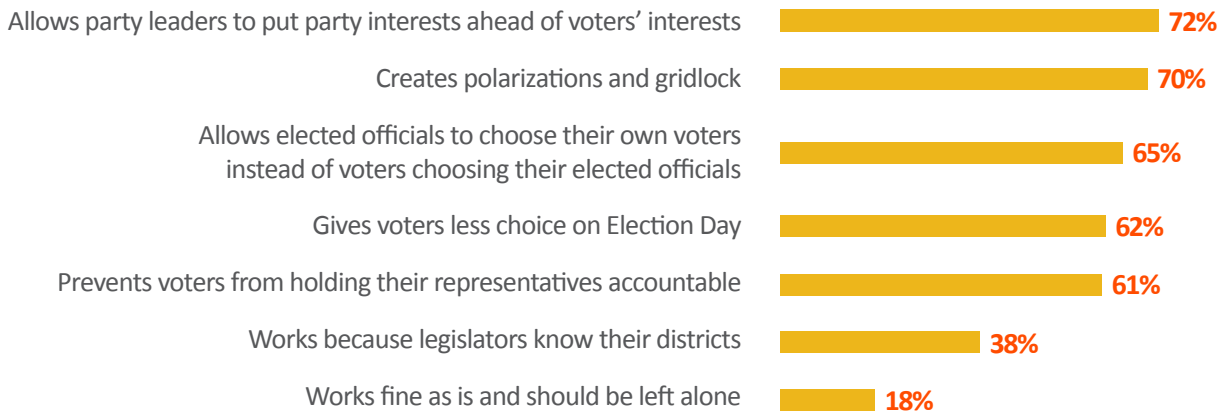
	Independent Commission	State Legislative Leaders	Both	Neither	Do Not Know
PARTY					
Republican	63%	19%	7%	3%	8%
Democrat	66%	14%	12%	2%	6%
Independent or something else	78%	7%	6%	4%	6%
REGION					
Philadelphia	69%	14%	11%	3%	4%
Northeast	65%	13%	8%	3%	11%
Allegheny	70%	19%	5%	3%	3%
Southwest	57%	18%	18%	3%	5%
Northwest	59%	22%	7%	0%	13%
Central	71%	12%	10%	4%	4%
Southeast	68%	15%	7%	2%	8%

Voters overwhelmingly support redistricting reform because the current system puts party interests ahead of voter interests, creates gridlock and polarization, and ultimately allows officials to choose their own voters instead of voters choosing their elected officials.

FEELINGS ABOUT REDISTRICTING OUTCOMES, PA-REGISTERED VOTERS

Do you agree or disagree with each of the following statements about the current system of drawing legislative districts in Pennsylvania?

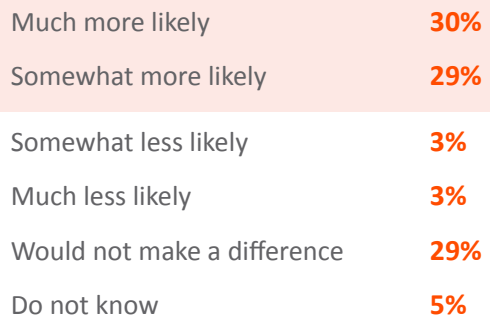
The current system of drawing legislative districts in Pennsylvania ...



59% of voters would be more likely to vote for a legislator who supports use of an independent commission for redistricting.

VOTE

Would you be more likely or less likely to vote for a state legislator who supports the use of an independent commission to draw legislative districts in the state or wouldn't it make much difference in how you voted? Is that much [more / less] likely or somewhat [more / less] likely?



Source: Survey conducted August 20 – September 10, 2019

The survey reinforces that the

**CALL FOR CHANGE CUTS
ACROSS PARTY LINES AND
GEOGRAPHIC REGIONS.**

—— *Not red, not blue, just fair.* ——

Visit FairDistrictsPA.com today to learn more.
Find out how you can support redistricting reform
that includes an independent commission.



226 Forster Street
Harrisburg, PA 17102
(800) 313-1597

